

RfQ Instruments Trade Finance en plateforme

Intervenants:

Benoît STEINBACH. Managing Director MITIGRAM

Laurent STEINER. Head of Credit Management & Trade
Finance. ARCELORMITTAL



» Participez avec ConnexMe

www.connex.me / AFTE 2019

Salle : Agora – Club du Palais

Ou téléchargez l'application

ConnexMe



Code : AFTE2019



MITIGRAM

FOR TRADE FINANCE



MITIGRAM

Pricing the risk of trade

>\$30Bn in Corporate to Bank trade flows facilitated// c.4800 transactions//
100+ countries// 500+ local issuers in emerging and developed markets

Mitigram improves the whole process

Platform delivers cost; time; audit & strategic efficiencies

Mitigram supports network creation and expansion for corporates and financial institutions, comprehensive automated quotation workflows, codified audit trail, analytics on asset pricing and activity data across the following trade finance instruments:

CORPORATE TO BANKS

1. Import LC – issuance, confirmation and discounting
2. Export LC – confirmation and discounting
3. Guarantees – issuance and re-issuance
4. Import SBLC – issuance and confirmation
5. Export SBLC – confirmation and discounting
6. Avalised Drafts – risk cover and discounting
7. Receivables – risk cover and discounting

BANK TO BANK

1. Indirect guarantees – re-issuance
2. Import LCs – issuance, confirmation and discounting

CREDIT ENHANCEMENT

1. DFI - guarantees
2. TCI – FI and Corporate risk insurance

OPEN MARKET (Q3)

RISK SYNDICATION/ DISTRIBUTION (Q4)



Quick RFQ process

Complete and submit your request form and notify all your listed contacts instantly.



All in the browser

Mitigram requires no installation, as it works entirely within the browser.



Fast growing network

Expand your financial and origination coverage, accessing new relationships on Mitigram.

Highest global standards of information security

Mitigram security is deployed to ISO 27001 compliance levels

The Mitigram system is hosted in a secure, redundant server and infrastructure environment, using industry standard protective measures (ISO 27001) to ensure confidentiality and availability of data at all times.

ISO 27001

Full compliance with policies, physical security, cryptography and maintenance.

CONNECTIVITY

Fully redundant IP network connections with Tier 1 Internet access providers.

FIREWALL

Connections made by http are automatically redirected to https, ensuring all customer traffic is always encrypted.

Maximum security

The platform is engineered with the highest standards of cyber security.

INTRUSION DETECTION

24/7 SoC monitored IDS detects interference or access from outside intruders.

ACCESS CONTROL

Role-based access is enforced for systems management by authorized engineering staff.

Full backup

A series of backup servers are on standby to provide dependable access to users at all times.

Standardisation of information


<div>Export LC</div> <div>TRADE INSTRUMENT</div>	<div>Deferred Payment</div> <div>LC TYPE</div>
<div>India</div> <div>COUNTRY</div>	<div>2017 / 03 / 15 15:30</div> <div>PRICING DUE</div>
<div>Global Telecom Inc</div> <div>BENEFICIARY</div>	<div>INTERNATIONAL BANK</div> <div>X</div>
<div>USD</div> <div>CURRENCY</div>	<div>1,234,567.00 USD</div> <div>AMOUNT</div>
<div><div><div><div>CONFIRMATION</div><div>Silent</div><div>Multiple</div></div><div><div>DISCOUNTING</div></div></div></div>	<div>25 May 2017</div> <div></div>
<div>5G Satelites</div>	
<div>1,234,567.00 USD</div> <div>DISCOUNTING PERIOD</div>	<div>100%</div> <div>90 Days</div> <div>May 2017</div>

MITIGRAM

Analytics


Available workbook pages

Access a workbook with up to eleven pages of data, dependent on your user rights. Manager users get access to all pages whilst Quoter/Reader users get access to a subset.

 Analytics Dashboard

Manager

- ☐ Mitigrams Outstanding
- ☐ Trade Finance Overview
- ☐ Reach
- ☐ Responsiveness
- ☐ Capability
- ☐ Success
- ☐ Activity Overview per Invited Bank
- ☐ Activity Overview per Instrument
- ☐ Activity Overview per Country
- ☐ Local Bank Pricing
- ☐ Deals Won by Bank

 Activity Deep Dive

QuoterReader

- ☐ Mitigrams Outstanding
- ☐ Activity Overview per Invited Bank
- ☐ Activity Overview per Instrument
- ☐ Activity Overview per Country
- ☐ Local Bank Pricing
- ☐ Deals Won by Bank

Activity Overview Pages

Manager

Quoter

Reader

Interactive graphs let you split and slice data for in-depth analysis. Segment your Activities by **Invited Bank**, **Instrument** and **Country**.

! Right click elements to open various analysis options

Show data

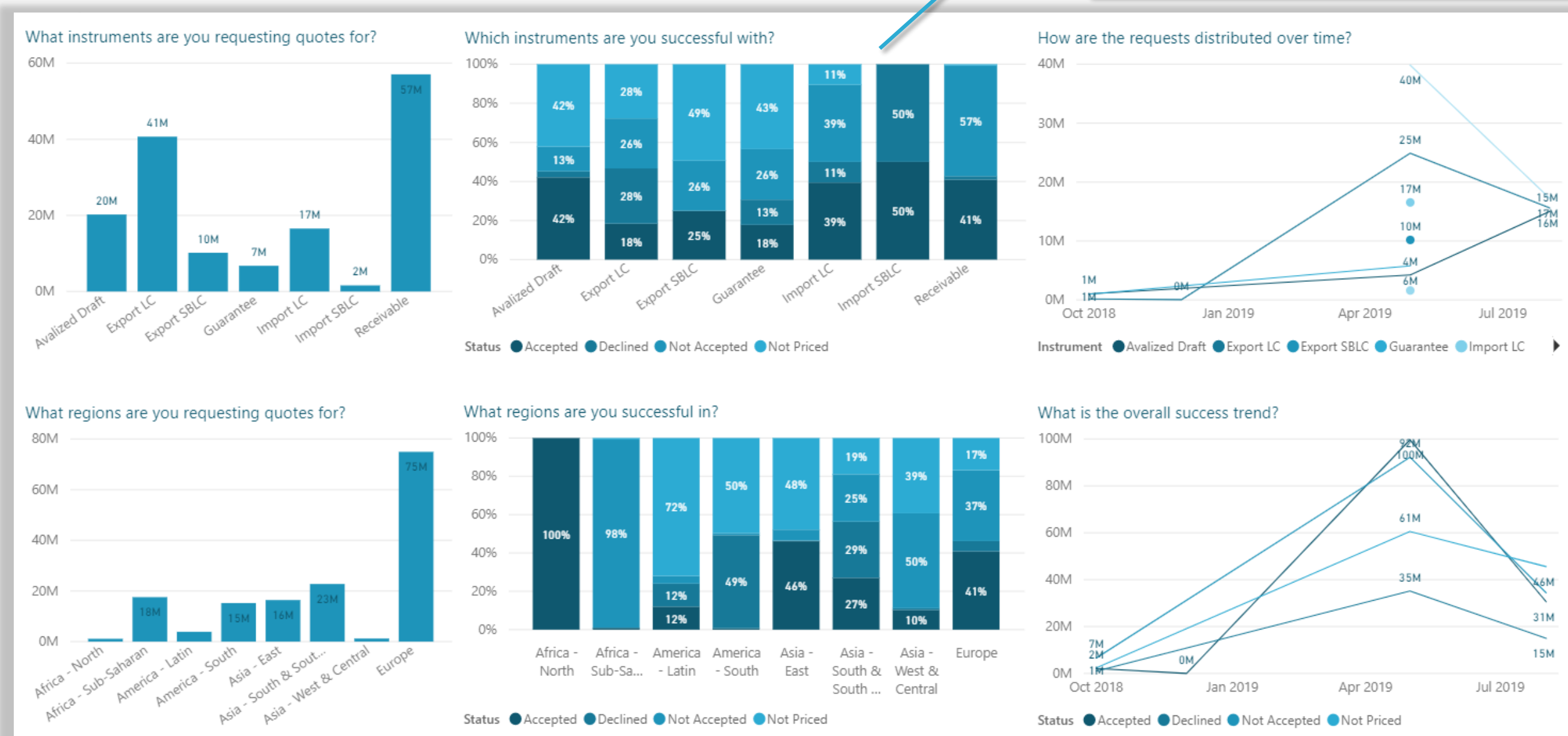
Include

Exclude

Drillthrough

Deals Won by Banks

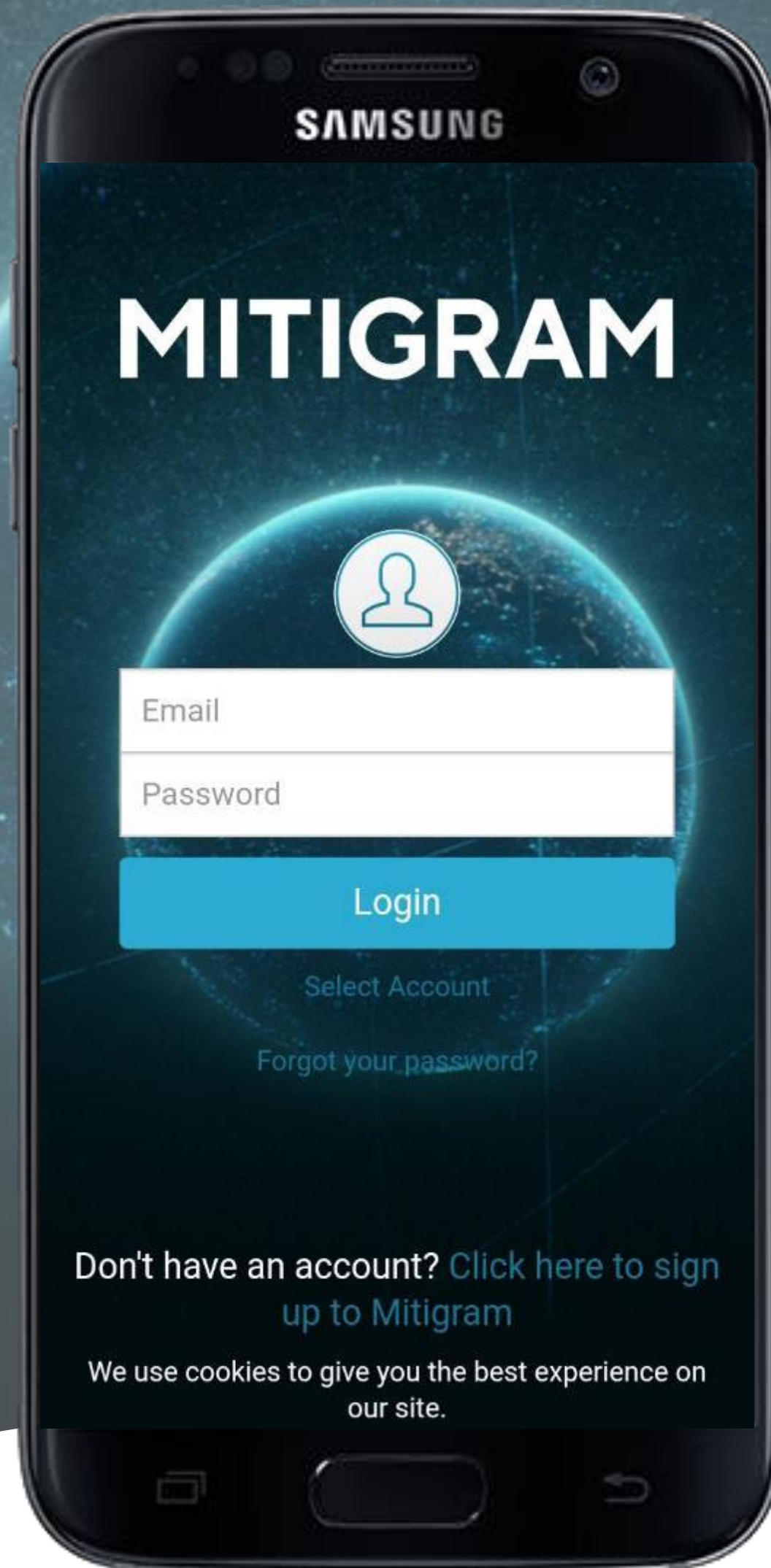
- View data by Amount, Count and Revenue
- Clicking on individual data points allows you to filter all graphs by your selection (i.e. filter all graphs by invites received from Corporate X)
- Possibility to drill down further on selected graphs (i.e. from region to country)
- Data from individual graphs can be exported to excel
- Graphs can be expanded to full screen



MITIGRAM

Mobile App

Mitigram mobile application



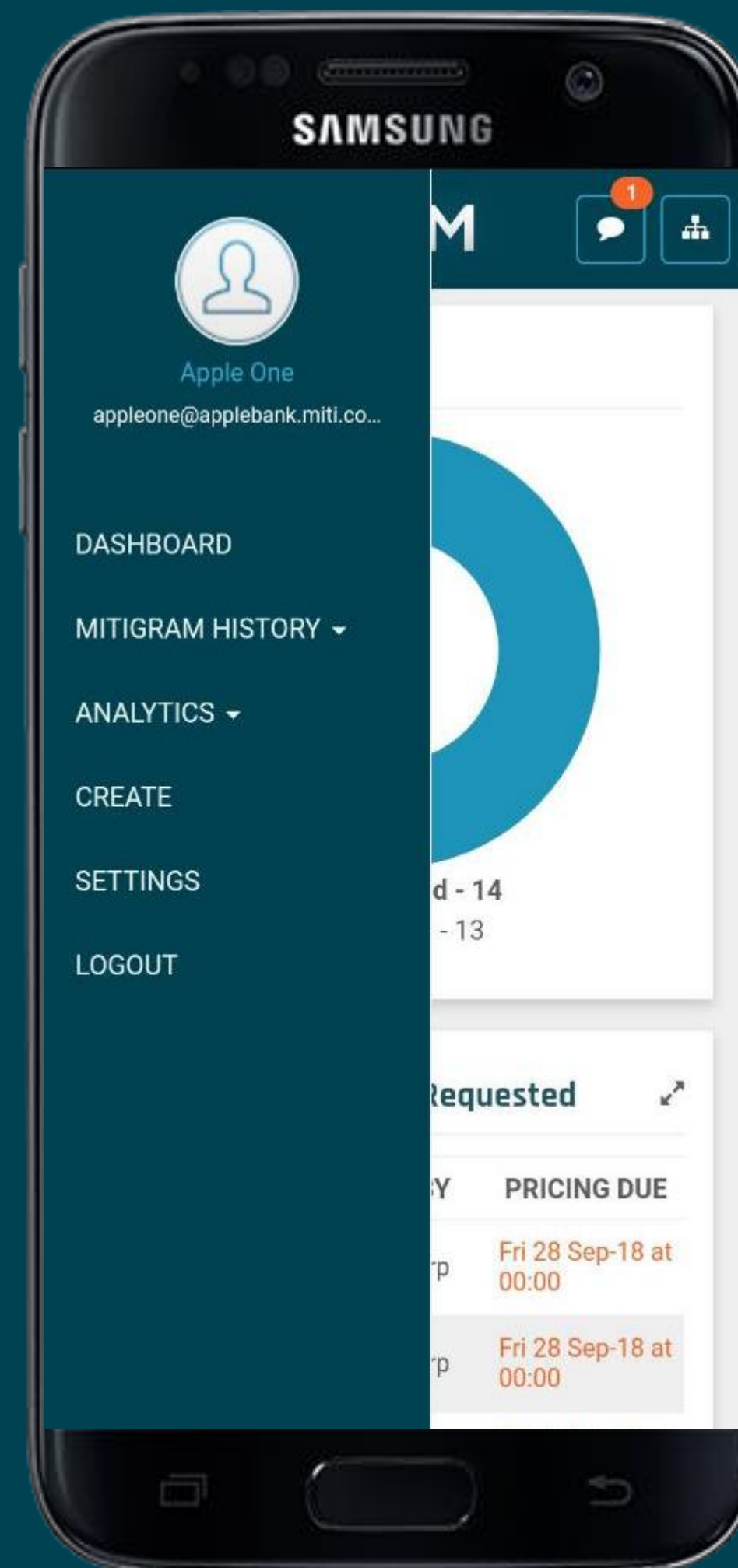
MITIGRAM

QUOTERS

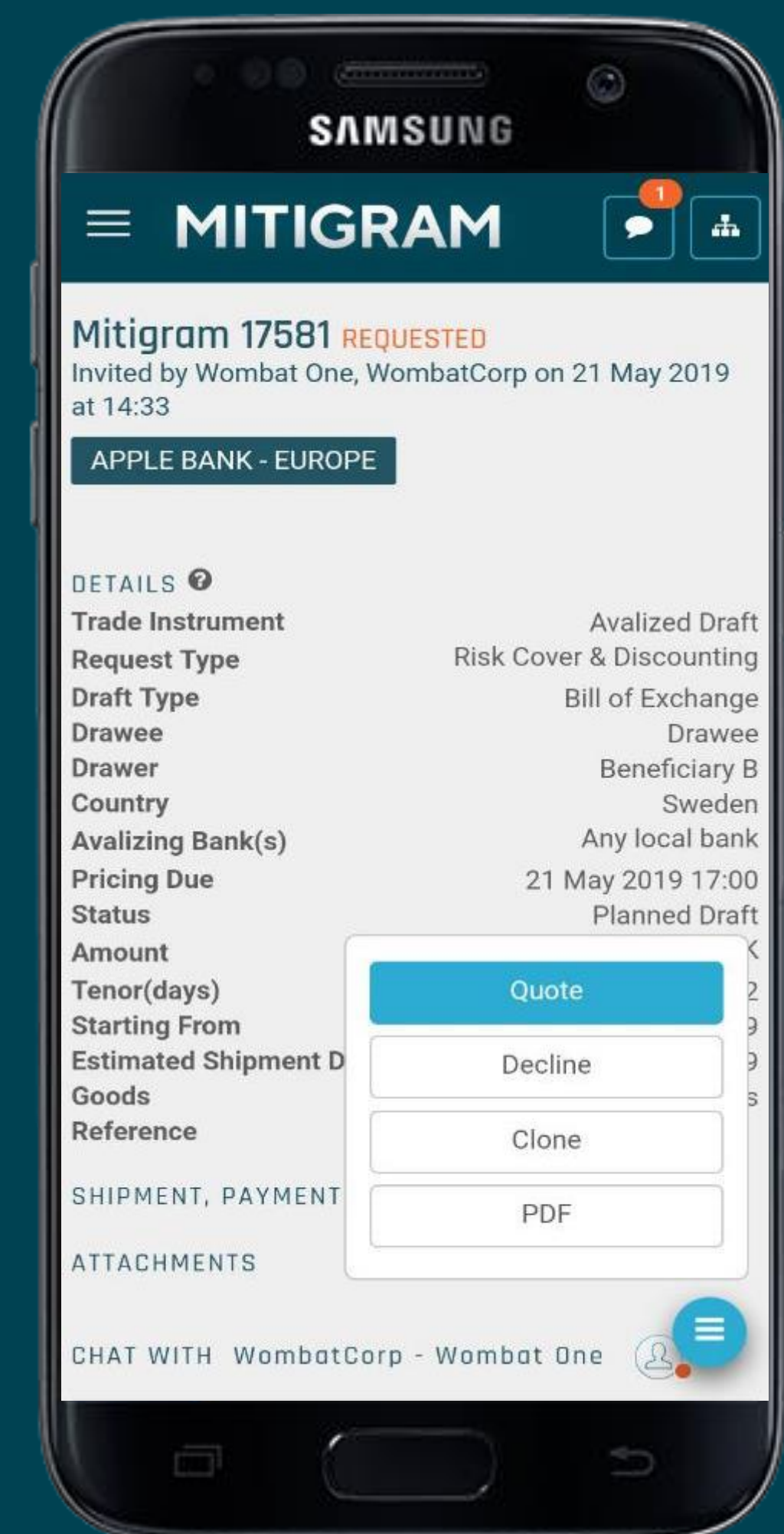
Stay up to date on the status of your quotes and pending requests



Quickly access analytics, search for mitigrams and create new bank to bank requests



Quote on and decline requests while you're on the move



MITIGRAM

FOR TRADE FINANCE

• **Contacts:**

- **Benoît STEINBACH** - benoit.steinbach@mitigram.com
- **Henri d'AMBRIERES** - henri.dambrieres@mitigram.com